

# Flip the Congress and the Republican Rule

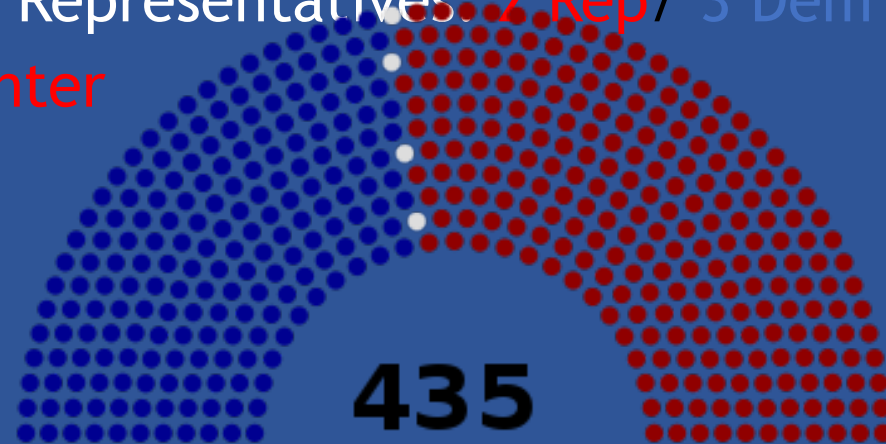
Ammar Campa-Najjar

Katie Meyer

Rebecca Taylor

# What are we facing?






- House of Representatives: **237 Rep** / 193 Dem (5 Vacant)
- Representatives up for re-election in California: **14 Rep** / 39 Dem
- San Diego Congressional Representatives: **2 Rep** / 3 Dem
- Our District: **Duncan Hunter**



# Registration by Party in CD50

- 332,079 Registered voters
- **138,948 Republicans**
- 91,035 Democrats
- 82,119 No Party Preference
- 13,028 American Independent
- **3,370 Libertarian**
- 1,498 Miscellaneous
- 1,190 Green
- 899 Peace and Freedom

## 2016 Primary Results




U.S. House, California District 50 Primary, 2016				[hide]
Party	Candidate	Vote %	Votes	
 Republican	✓ <b>Duncan Hunter</b> <i>Incumbent</i>	56.5%	86,534	
 Democratic	✓ <b>Patrick Malloy</b>	21.8%	33,348	
 Democratic	David Secor	11.5%	17,590	
 Republican	Scott Meisterlin	6.8%	10,458	
 Independent	H. Fuji Shioura	3.5%	5,359	
<b>Total Votes</b>			<b>153,289</b>	

Source: [California Secretary of State](#) 

# 2014 Primary Results

## District 50, Escondido

Precincts reporting: 352 / 352 (100.0%)

Name	Votes	Pct.	
✓ Duncan D. Hunter (GOP) *	48,413	69.9%	
✓ James Kimber (Dem)	17,269	24.9%	
Michael Benoit (Lib)	3,599	5.2%	

## 2012 Primary Results

### U.S. House District 50 Escondido

Precincts reporting: **100%** (338/338)

---

	Party	Votes	Percent
✓ Duncan D. Hunter*	GOP	62,243	67.1%
✓ David Secor	Dem	15,785	17.0%
Connie Frankowiak	Dem	7,088	7.6%
Michael Benoit	Lib	4,957	5.3%
Terri Linnell	GOP	2,678	2.9%

\*Incumbent

<b>Race</b>	<b>Estimate</b>
Total Population	724,472
One Race	693,819
White	589,851
Black or African American	16,117
American Indian and Alaska Native	10,842
Asian	37,387
Native Hawaiian and Other Pacific Islander	4,579
Some Other Race	35,043
Two or More Races	30,653

# Voter Turn-Out & Voter Registration

- Voter turnout is far lower in midterm elections: **favors Republicans**
- Almost twice as many people voted in 2016 as in 2014: **participation favors Democrats**
- Strong efforts needed in **Escondido, El Cajon, Fallbrook, Lakeside, Ramona, Rancho San Diego, San Marcos, Santee, and Valley Center**
- There are about 100,000 eligible but unregistered voters in the 50th Congressional District



**Hispanic or Latino Origin****Estimate**

Total Population

724,472

Hispanic or Latino (of any race)

215,415

Not Hispanic or Latino

509,057

## So what can you do?

- Volunteer (phone bank/walk precincts)
- Bring a new friend to Volunteer
- Talk to voters (canvassing/ phone)
- contribute financially (host fundraisers etc)
- Register new voters.
- Coffees with neighbors
- Neighborhood events

Are we ready to take back the 50th from Duncan Hunter?

## Escondido Office

105 E Grand Ave

Escondido CA

Phone banking 4-8pm Mon-  
Thursday

Sat/Sun: Canvassing

## El Cajon Office

305 S Magnolia

El Cajon CA

Phone banking 4-8pm Mon-  
Thursday

Sat/Sun: Canvassing

Any many neighborhood lead canvassing efforts!  
Check out the website for more information

<https://www.campacampaign.com/events>